



KEITH HARING

Have you ever seen colourful or black and white drawings of little people before?

If you haven't, here are some now:



This is the work of Keith Haring, an American painter, designer and sculptor known all over the world. He began creating art by drawing on walls in the street... Have you ever seen drawings in your city or town? **We call this type of art Street or Pop Art.**

Do you want to know more about Keith Haring's story?

When he was little like you, Keith Haring loved to draw. So he decided to make it his job and to use his drawings to tell people all around the world about his ideas. His ideas are all about equality, inclusion and the environment.



Keith became famous in New York for his drawings on the streets and subways, where everyone could see them. At the time this was very different, other artists only exhibited in museums and galleries, which were less accessible.

His speciality is making lots of different, multicoloured little people... Do you want to draw like Keith Haring? **Let's start our Keith Haring workshop.**

DRAW LIKE KEITH HARING

LIST OF LEFRANC BOURGEOIS MATERIALS

- Sketchbook
- Protective apron
- Oil pastels
- Twistable Crayons

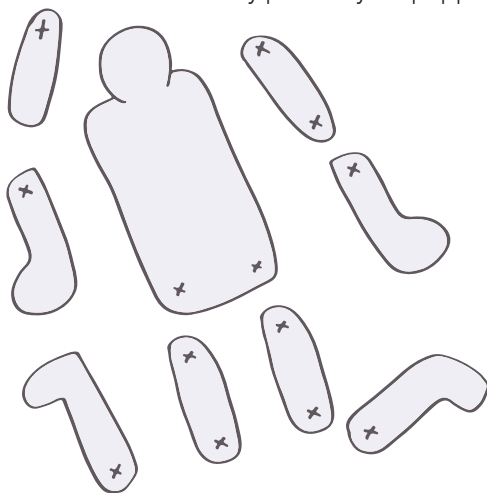


LIST OF OTHER MATERIALS

- A pair of scissors
- Split pins
- Your printed puppets

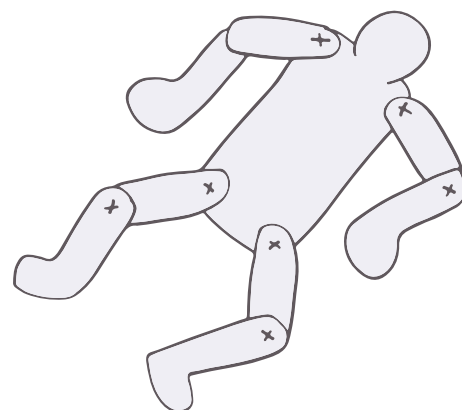
STEP 1

With your scissors, cut out the body parts of your puppet.



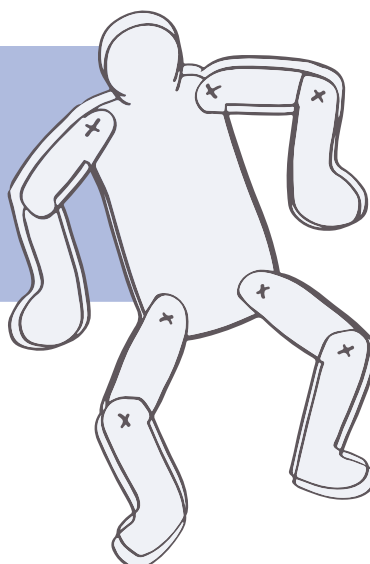
STEP 2

Assemble your puppet by connecting each body part with split pins.



STEP 3

Place your puppets arms and legs in a dancing pose. Try naming each body part with your mum or dad.



STEP 4

Take your sketchbook and place your puppet in the position you want on a sheet. Trace the outline of your puppet with a pencil.

STEP 5

Colour your puppet with your Oil Pastels and Twistable Crayons. Add lines around the puppet to show movement.



DID YOU KNOW?



You can create different characters and draw them dancing together. Add your own doodles to the scene. Why not add a heart, a flower or even add some words?



